



TECHNICAL DATA / **DONNÉES TECHNIQUES** / **DATI TECNICI**

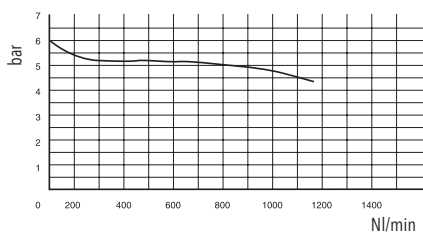
Fluid / Fluide / <i>Fluido</i>	Air / Air / <i>Aria</i>		
Maximum pressure / Pression Max / <i>Pressione Max</i>	18 bar		
Temperature / Température / <i>Temperatura</i>	-20° C / +50° C		
Regulation range / Plage de régulation / <i>Campo di regolazione</i>	0 - 12bar		
Wall clamping screws / Vis pour fixation / <i>Viti per fissaggio</i>	1/8 - 1/4 = M4x40	3/8 - 1/2 = M4x50	3/4 - 1" = M6x75
Weight / Poids / <i>Peso</i>	1/8 - 1/4 = 0,3 Kg	3/8 - 1/2 = 0,8 Kg	3/4 - 1" = 2,2 Kg
Manometer fastening / Raccordement manomètre / <i>Attacco manometro</i>	1/8		

STANDARD PRODUCTS / **PRODUIT STANDARD** / **PRODOTTI STANDARD**

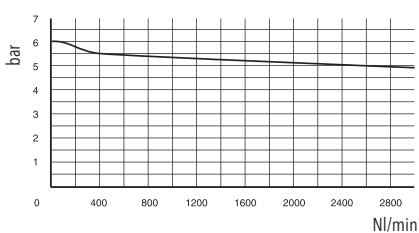
Code Code <i>Codice</i>	Size Taille <i>Taglia</i>	Thread Filetage <i>Filetto</i>	Regulation Débit <i>Regolazione</i>	Flow rate Régulation <i>Portata</i>
YR1140	1	1/8	0 - 12bar	850 NI/min
YR1240	1	1/4	0 - 12bar	850 NI/min
YR2340	2	3/8	0 - 12bar	2600 NI/min
YR2440	2	1/2	0 - 12bar	2600 NI/min
YR3540	3	3/4	0 - 12bar	4600 NI/min
YR3640	3	1"	0 - 12bar	4600 NI/min

FLOW CHARACTERISTICS / **COURBES DE DEBIT** / **CARATTERISTICHE DI FLUSSO**

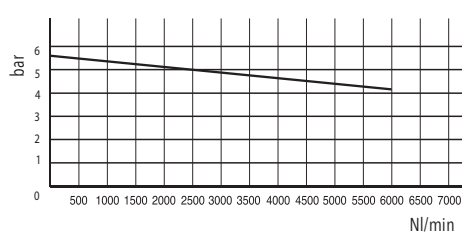
Size 1 / **Taille 1** / *Taglia 1*



Size 2 / **Taille 2** / *Taglia 2*

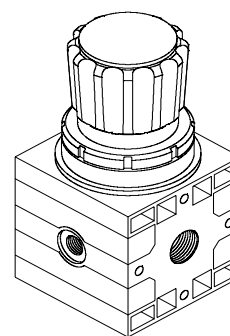
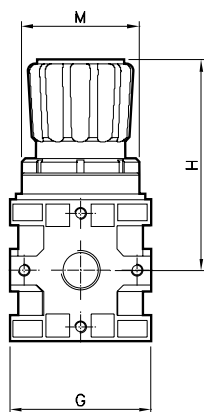
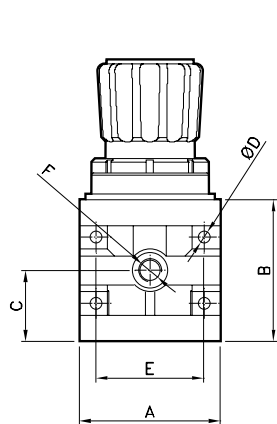


Size 3 / **Taille 3** / *Taglia 3*



Flow rate at 6 bar Δp 1 / **Pression à 6 bar Δp 1** / *Portata a 6 bar Δp 1*

DIMENSIONS / **DIMENSIONS** / **DIMENSIONI**



Size	A	B	C	D	E	F	G	H	M
1/8 - 1/4	42	42	21	5	32	1/8	42	64	30x1.5
3/8 - 1/2	60	60	30	5	46	1/8	60	90	38x2
3/4 - 1"	80	80	40	7	66	1/4	80	124	55x2